



Quick Start

Version 9



Contents

Quick Start.....	i
Version 9.....	i
What is CatBase?.....	1
Why use CatBase to create your publications?.....	1
Advantages of using CatBase:	1
Installing CatBase (Single-user and Trial versions).....	2
Macintosh	2
Windows	2
Demo Database, Documentation, and Examples.....	2
Starting up and Getting to Know CatBase.....	2
Entering a Licence Number	3
The CatBase Interface.....	3
The Main Tabs	4
The Button Bar	4
The Topics area	5
Data List	5
Learning Resources	5



What is CatBase?

CatBase is a database publishing application that will save you lots of time when creating publications such as:

- catalogues
- directories
- price lists
- classified ads
- ... or any sort of publication that's data-based.

You can use CatBase as your data management database, or you can import data into CatBase's database from another source such as a spreadsheet, delimited text file, XML file, MySql or SqlServer database.

Why use CatBase to create your publications?

With CatBase you can very quickly produce your publication from your data.

Using a page layout program

You'll need to have a licence (or a trial version) for InDesign or QuarkXPress and to know at least the basics of how to use it.

Publishing Direct to PDF

We are currently developing an exciting new feature which will enable you to produce complex PDF documents directly from CatBase, meaning that you will not need to use a page layout program. If you are interested in joining our Beta Development Program for this version, [contact us!](#)

If you have any doubts about which publishing method will work best for you, please [contact us](#) for a free evaluation of your project.

Advantages of using CatBase:

- **Save time:** CatBase handles most or all of the data formatting for you, so you don't need to spend hours, days, or even weeks organizing and styling your data.
- **Create various publications from the same data set:** Easily produce publications in different formats or with a subset of your data. For example, create:
 - Sale catalogues
 - Specialty catalogues
 - Customised reseller price lists
- **Conditional formatting:** Set up Rules to tell CatBase how to make decisions about what data to publish and/or how to style it. For example:
 - If a company has paid for an enhanced listing, include their logo
 - If they are a Charter member, set the company name in red
 - If it's a new product, publish a NEW PRODUCT! flash
 - *You can create Rules for all kinds of purposes!*
- Publish any number of **images** or **artwork**
- **Very flexible:** You define the tables, fields, and relationships that are needed for your project
- Manage multiple **Projects** within one database

Installing CatBase (Single-user and Trial versions)



- Produce personalised emails and letters
- Create labels (eg mailing labels, product labels, price tickets etc.)
- Create and publish bar codes and QR codes


Installing CatBase (Single-user and Trial versions)

Macintosh

1. Double-click on the installer (CatBase.dmg)
2. Drag the CatBase 9 icon from the installer window and drop it into your Applications folder

3. Close the installer window and eject the disk image:



4. Optionally, Select the CatBase program icon , then drag and drop it onto your Dock.

Windows

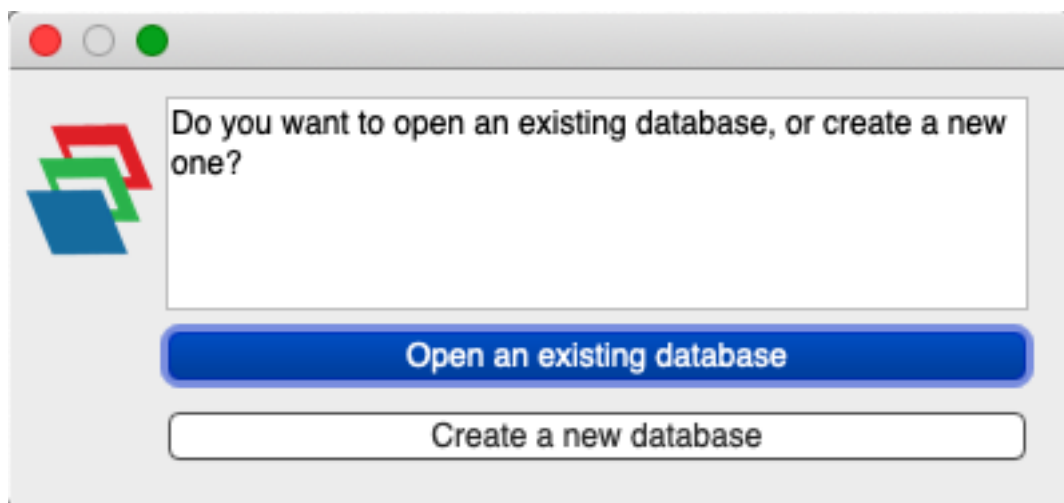
1. Double-click on the installer (CatBaseInstaller.exe)
2. Follow the instructions in the installer.

Demo Database, Documentation, and Examples

We have created an example database which contains several different projects, such as a Product Catalogue, Telephone Directory with White and Yellow Pages, a Parts Catalogue, and more. There are notes and other supporting documents for each project. You'll find everything in the **CatBase Examples and Docs** folder, which you can download from the [Downloads](#) page on our website.

Starting up and Getting to Know CatBase

To start CatBase, click on the CatBase program icon. You might see a message like this:



To open the Demo Database or one that has already been set up for your project, click on the **Open an existing database** button. You'll find the CatBase Demo Database in the **CatBase Examples and Docs** folder.



If you want to create a new, empty database from scratch, click the **Create a new database** button. Enter a name for your new database, and be sure to choose a suitable location to save it - eg in your Documents folder, or (we suggest) create a new folder specifically for your CatBase files, and save it in there.

Entering a Licence Number

Next, you might see a dialog asking you for licence registration details:

Please take a moment to complete these registration details and then click the Submit button. Items shown in red are required.

Licenced Version Trial Version

Request a Trial Licence Number

Trial Licence Number

Company Name or Last Name

Telephone Number

Contact First **Contact Last**

Contact Email Address

 Error Reporting

Licenced Version

If you have purchased a CatBase licence and received a Licence Number, select the **Licenced Version** radio button. The dialog will change and you can enter your licence number and other registration details.

Trial Version

The Trial Version offers all the features of CatBase and has no time limit. It is however limited to 50 records per data table.

If you have received a Trial Licence number, enter it here; if you haven't, click the **Request a Trial Licence Number** button to get one.

The CatBase Interface

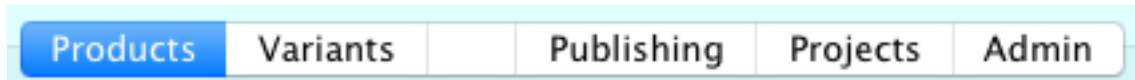
The CatBase window initially shows a list of the data in the default data table - for example, in the Demo Database it looks like this:



The CatBase Main Window

There are four main areas on this window:

The Main Tabs



These tabs provide access to the various content and options within the database. The tab bar is divided into two sections:

On the left are the data tables - in this example, there are two data tables named **Products** and **Variants**. These are your customised data tables, and they may be completely different in another database or Project.

On the right are options for managing your **Publishing** projects, other types of **Projects**, and various administration options and settings can be found under the **Admin** tab.

The Button Bar



These buttons provide quick access to various database operations.

For detailed information about the Button Bar, [see this online Tutorial](#).



The Topics area

About this table
▶ Emails
▶ Filters
▶ Import
▶ Letters
▶ Memos
▶ Publishing Stylesheets

Provides access to data management options for the selected data table.

Data List

Product name	Description	Special Off
Birthday Cake	A delicious Victoria sponge sandwich...APPY BIRTHDAY" candles included.	<input type="checkbox"/>
Brownies	Who can resist a delicious, chewy,...y Belgian chocolate in our brownies.	<input type="checkbox"/>
Cake Pops	A selection of colourful iced cake po...ished with hundreds and thousands.	<input type="checkbox"/>
Chocolate Chip Cookies	Another classic! Buttery, chewy coo...on't find a better cookie than these!	<input type="checkbox"/>
Chocolate Eclair	The classic choux pastry bun, filled...elgian dark chocolate. Irresistable!	<input checked="" type="checkbox"/>
Colourful Layers Cake	A fantastically colourful cake with a...e to choose for a special celebration!	<input type="checkbox"/>
Creme Sandwich Cookies	Chocolate sandwich cookies with a...lling. Get your glass of milk ready ...	<input type="checkbox"/>
Double Chocolate Celebration Cake	The ultimate chocolate-lover's indu...s. A super cake for any celebration!	<input type="checkbox"/>
Hallowe'en Cookies	A selection of 9 cookies in the Hallo...nd. Nine different shapes per pack.	<input type="checkbox"/>
Heart-Shaped Iced Cookies	Great for Valentine's Day ... or any ti...for you to add a personal message.	<input type="checkbox"/>
Mixed Fruit Tart	A fresh and tasty 9-inch fruit tart. T...ay vary depending upon the season.	<input checked="" type="checkbox"/>
Purple Party Cake	A gloriously colourful two-tier cake...top tier is a vanilla Victoria sponge.	<input type="checkbox"/>
Raspberry Tart	Buttery, crumbly pastry filled with...sh raspberries. Tasty and refreshing!	<input type="checkbox"/>
Strawberry Tart	Available only when strawberries a...pped with fresh, juicy strawberries.	<input type="checkbox"/>

The selected table's data displayed in a list view. You can double-click any item to open the editing window and see all of that record's details.

To learn all about the CatBase interface, please see the [Interface Tutorial](#).

Learning Resources

There are plenty of resources to help you learn how to use CatBase.

Demo Database: the Demo Database contains various projects that you can look at to see the different ways that CatBase can publish a variety of types of publication. Find the one that's closest to your own project and modify it, or create a new database and set it up yourself. To see the various database projects, go to the **Projects** main tab and then expand the **Database Projects** topic on the left of the window. To switch to another Project, choose **Switch Project** from the **File** menu.

We have included some PDFs in the *CatBase Examples and Docs* folder that explain how to produce certain publications from the Demo Database. More PDFs can be found on the [Downloads](#) page.



“About ...” Topics: Select one of the **About ...** topics at the top of the topic list under the main tabs for information about the choices under that tab.



Help Button: Click on the Help button to see context-sensitive help and to search the help topics.

CatBase Academy: Check out [our online Tutorials in the CatBase Academy](#).

Knowledgebase: [Search the online Knowledgebase](#) or use the **Search** box at the top of every page on catbase.com to find answers to specific questions.

Videos: Find helpful videos on our [YouTube](#) channel.

If you can't find the answer to your question, [raise a support ticket](#).

If you have any questions about CatBase, or if you're not sure whether it is suitable for your project, [please contact us](#)! We will be happy to have a chat with you about your project. If you would like to book a free online consultation about your proposed project, or would like a free live online demonstration, please book a time slot [here](#).